



GSH Life Skills Volunteer Training Program Resource Guide



Welcome back!

Presented by Kiara Gajo
Statewide Volunteer Manager



GSH Council Staff- Programs



Charelle Silva

Director of Programs

csilva@gshawaii.org

Maykely Rain

Girl Experience Manager

mrain@gshawaii.org

808.675.5534

Mireya Romo

After School Leadership Advisor

mromo@gshawaii.org

808.638.3175

Tina Ascolilo

After School Leadership Advisor

casolilo@gshawaii.org

808.638.3190

For more info, visit gshawaii.org
Contact GSH Customer Care at customer care@gshawaii.org
or Call Customer Care at 808.675.8400

girl scouts

Discover ▾Get Involved ▾Cookies ▾Support Us ▾Members ▾

SHOP

DONATE

→


📍

ES

🔍

Members / For Girl Scouts / Ways to Participate / Travel / Girl Scout Destinations

Girl Scout Destinations



Are you ready for the ultimate adventure?

Girl Scout Destinations are the ultimate adventure for individual Cadette, Senior, and Ambassador Girl Scouts. Push past your comfort zone by applying for a trip on your own, and make friends from all over the country as you travel with new Girl Scout friends. There's a unique, life-changing experience for everyone.

Find the adventure of your lifetime. Search now.

For Advanced Search, use the grade level you will be entering next Fall to get the correct listings for your age.


Search for events

OR use the Advanced Search ▾

VIEW RESULTS

Event Date (Default) ▾

March 2026




Global Leadership Conference

Date & Time: Thu Mar 19 2026 - Sun Mar 22 2026

Engage with today's important social issues at this inspirational conference on the campus of Salve Regina University in beautiful Newport, Rhode Island, and plan your future to make the world a better place.

VIEW DETAILS

April 2026




Desert Dreams

Date & Time: Fri Apr 03 2026 - Sat Apr 11 2026

Explore three states and several National Parks in the beautiful desert of the American Southwest! Hike, climb, paddle, and learn about the Native American legacy of the area.

VIEW DETAILS

May 2026




Camp Fury

Date & Time: Tue May 26 2026 - Sat May 30 2026

Camp Fury is a high adventure immersion experience in the life of elite women of the fire and police services.

VIEW DETAILS

June 2026



Diamonds Destination: Exploring the Ozarks

Date & Time: Sun Jun 07 2026 - Sun Jun 14 2026

Frequently Asked Questions

Why is there an application process for Destinations?

Destinations are the ultimate Girl Scout travel experience. Each Destination is made up of a group of Girl Scouts who are passionate about the experience and have the prior travel experience to make their participation a success. Your application helps tell the Destination host that you're ready to take this step, and exactly why this is the best Destination for you. (Plus, it's good practice for the college and job applications coming in your future!)

I am a parent or troop leader. Can I attend a Destination with my Girl Scout?

Destinations are for Girl Scouts who already have some travel experience and are ready to take an independent journey. The Girl Scout councils and partners planning these trips have the adult chaperone roles covered; parents and troop leaders may not attend.

Can my troop sign up for a Destination?

Destinations are designed for individual Girl Scouts, with a range of options to help every Girl Scout find the trip that really sparks their interest. Troops interested in planning a trip should check out the Group Travel page for opportunities. [LINK]

Does Girl Scouts of the USA run these trips?

No. Each Destination trip has a “host,” which is either a Girl Scout council or a Girl Scout partner. Girl Scouts apply for Destinations, and if accepted, they enroll with that host organization. Girl Scouts of the USA does not organize or run any Destinations.

Who can answer my questions about the itinerary or trip details?

Look on each Destination page for the “host” information; that contact can answer your questions about their trip.

These seem amazing, but also expensive. How do Girl Scouts pay for Destinations?

Through Girl Scouts of the USA's D-Pass grant program, more than one-third of Girls Scouts who enroll on Destinations receive a financial grant from their local council. Check with your local council about grant availability. Many Girl Scout councils also allow Girl Scouts to use proceeds from the cookie program and fall product sale to support participation, and there may be opportunities to link up with other Destination participations for some group money earning. Destination participants also often work at part-time jobs to finance their participation.

How can I create a Destination?


Girl Scout councils have the opportunity to propose new Destinations each year in late winter or early spring. Get in touch with your local council if you have a hosting idea.

Pacific Exploration in STEM



SHOPDONATE

Discover ▼Get Involved ▼Cookies ▼Support Us ▼Members ▼



Date: Wed Jun 24 2026 - Wed Jul 01 2026

Category: Culture, STEM, Domestic Travel, Careers, Outdoors

Level: Ambassador–11th Grade, Ambassador–12th Grade, Ambassador–12th Grade Graduate, Senior–9th Grade, Senior–10th Grade

[APPLY NOW](#)

Pacific Exploration in STEM: June 24-July 1, 2026

Experience Hawaii's multi-national cultures along with unique STEM activities at the newly opened International STEM Center for Excellence at Camp Paumalu on Oahu's North Shore.





Resource Page

Programs

[Forms and Documents | Girl Scouts of Hawai'i](#)

[New and Updated Programs | GSH](#)

[Hawaii Patches and Programs | Girl Scouts of Hawai'i](#)

[Activities | Girl Scouts of Hawai'i](#)

[Activity to Grade Level Guide | GSUSA](#)

[Safety Activity Checkpoints guidelines](#)

[Mental Wellness Patch Program | GSUSA](#)

[Body Appreciation Badge Program | GSUSA](#)

[Harper Collins Girl Scout-inspired stories, guides and journals | GSUSA](#)

Leadership Awards

[Leadership Awards | GSUSA](#)

[Leadership Awards FAQs](#)

[Award and Badge Explorer | GSUSA](#)

[Highest Awards | Girl Scouts of Hawai'i](#)

Events & Destinations

[Girl Scout Destinations | GSUSA](#)

[Find Events | Girl Scouts of Hawai'i](#)

[Travel & Destinations | Girl Scouts of Hawai'i](#)

[Girl Scout Destinations Application | GSH](#)

[Pacific Exploration in STEM | Girl Scouts of Hawai'i Destinations](#)

Bridging

[Bridging Guide | GSUSA](#)

[Aloha Shop | Girl Scouts of Hawai'i](#)

[GSUSA Shop - Bridging Kits](#)

Communications

GroupMe:

[Join our Cohort 1 GSH Volunteer Group chat!](#)

Facebook Page:

[Girl Scouts of Hawai'i- Volunteers](#)

[Volunteer Training Program - Cohort 1 Sign-Up Sheet](#)



Destinations Application Information

Why is there an application for Destinations?

When you arrive at your Destination, you'll know that all your fellow travelers completed this application too—showing that they are just as passionate about the place and topic as you are, and that they have the skills needed to succeed on that trip. This application helps ensure that everyone is ready to come together for an amazing experience. (Plus, it's good practice for the college or job applications coming in your future!)

What is the application timeline?

August 1 Destinations applications open!

November 15 "Early decision" deadline. Apply by this date if there is a specific Destination you *really* want to join! Acceptance is NOT first come, first served during the early decision period—every application received by November 15th will be reviewed at the same time.

December 15 Destination hosts send early decision notifications.

After November 15th, most Destinations will still have some spaces remaining! Applications remain open on a rolling basis (first come, first served) until the trip is listed as "CLOSED" on the website.

Application checklist

(You are THREE steps away from starting your next great adventure!)

1.

☐

1. **Draft your application on pages 3-4 of this worksheet.** Once you begin the online application, you will NOT be able to save it and continue later. To avoid losing any work, use the worksheet to draft your answers, and then cut and paste the text into the online application. NOTE: If you want to apply for multiple Destinations, you must complete a **separate application with a unique essay** for each trip.

☐

1. **Request your references.** You'll need two people to provide a reference (with the option of adding a third). If you are applying to more than one Destination, you can ask the same, or different, people to be references for each trip.
- **Who should I ask?** Someone who knows you well and can talk about your strengths and ability to succeed on a Destination. Consider asking your troop leader, a coach, a teacher, a member of your place of worship, or any adult who knows you well. YOU MAY NOT ASK A PARENT OR OTHER FAMILY MEMBER.
 - **What should I tell my references beforehand?** As with all reference requests, it's a good idea to ask them if they are willing to do this before submitting their email on your application. Let them know that they will be asked to complete an online form for each application you are completing. They will be asked "to provide specific examples of the applicant's special strengths and/or skills that would enable them to enjoy and succeed in the Destination." They can enter the information directly into an online form they will receive by email, or they can choose to upload a letter. Either is fine!
 - **How are references submitted?** You'll type your references' email addresses into your online application, and they will automatically receive the form to complete. After you submit your application, immediately inform your references to look out for the email, and be sure to ask them to check their JUNK MAIL folders – it often goes there! If they cannot find it, not to worry; we will also email YOU a copy of the reference link in your application confirmation, so you can pass it along to your references if needed.

☐

1. **Apply online!** Complete your online application. If you are applying for early decision, aim to complete your application by November 1st, so your references have enough time to finish their part of the application by the **early application deadline: November 15th**.

What happens next?

- As soon as you complete your application, you will receive a confirmation email.
- Your application will be sent to your references, so they can each complete their section. You will get an email once each reference completes their section.
- The application will also immediately be sent to a contact at your local Girl Scout council so they can verify that you are a current Girl Scout member.
- The application will be sent to the Destination host –the organization that is running the Destination.
- The Destination host will review your application and let you know their decision. If you apply by the early decision deadline (11/15), you will be informed by **December 15th**. If you apply after November 15th, admissions is rolling, and you can expect a decision **within three weeks**.
- If you have specific questions about the trips, please contact the Destination host, using the contact details on the webpage of the Destination.

Ready to get started?

Start drafting your application answers on the next page!



Destinations Application Worksheet

This worksheet is for your **personal use only**. Below is the full list of questions on [online application](#). You can use this worksheet to draft your answers and prepare to complete the form.

General Information

- Your Age
- If you are 13 or over, you can complete the application yourself, but *make sure your parent/guardian is nearby!* They must verify their support for your application on the last page.
- If you are under 13 years old, your parent/guardian must complete the application on your behalf.

- Your home Girl Scout Council
- Many Girl Scout councils have similar names! Please double-check your council – just in case – using our [Council Finder](#).

- Name & Dates of Destination

- Your First Name, Last Name, Birthdate, Present School Grade, Email Address, Phone Number, Address, Racial/Ethnic Background (*optional*)

- Parent/Guardian Name, Parent/Guardian Email Address

Short Answer Questions

- Have you ever been away from your family overnight?

Options: Lots of times, Once or twice, Not Yet

- If you have been away from your family, briefly describe a meaningful experience. Where were you? What was it like?

- If you have not been away from your family, let us know why you are ready to travel away from your family on your own. How do you feel about this possibility, and what have you done to get ready for this kind of experience?

- Please list any activities (sports, clubs, arts, or other activities) you do outside of school.

- List any languages (other than English) that you speak fluently.

- List any languages (other than English) that you speak conversationally (beginner to moderate level).

- Do you have any other special skills, relevant to this Destination, which you'd like to mention?

- If you have previously attended a Girl Scout Destination(s), please list the name and dates of the Destination(s).

Essay Question (If you are applying to more than one Destination, please *write a different* essay for *each Destination* to which you are applying, explaining why you want to go on that specific Destination, and why you would be a great candidate!)

Essay Prompt: Please describe why you want to participate in the Destination that you have chosen. Be specific about what knowledge and skills you would bring to this trip, and what knowledge and skills you would like to bring home! Don't forget to describe any special experience you have, like camping or community service, OR why you're excited about trying something new!

References Information

- Reference #1 Name:
- Reference #1 Email:
- Reference #2 Name:
- Reference #2 Email:
- Reference #3 Name (*optional*):
- Reference #3 Email (*optional*):

You're now ready to complete the online application!

Submission Checklist

Use this space to keep track of your application process for all Destinations.

Destination name	Date my portion of application completed	Reference #1 name	Date reference completed	Reference #2 name	Date reference completed	<i>OPTIONAL Reference #3 name</i>	<i>OPTIONAL Date reference completed</i>