



Welcome to GSH! Cohort 1 Volunteer Orientation

Mahalo for volunteering!

Presented by Kiara Gajo
Statewide Volunteer Manager

Agenda

1

Support Ecosystem - Membership

2

GSUSA & GSH Mission Overview

3

Troop 101

4


myGS + Volunteer Toolkit + gsLearn

5

Communications & Key Takeaways

6

Next Meeting & Resources



Objectives

Mentimeter Link:



SCAN
QR CODE!

1

Understand GSH's structure, mission, and key staff roles

2

Learn how the Membership Team supports troop leaders

3

Navigate core volunteer platforms

4

Identify essential next steps to leading your troop

5

Feel confident and supported as you start your volunteer journey

GSH Council Staff–Membership & Recruitment



Jennifer De Rose
Kiara Gajo
Emma Kim
Olivia Mayer

Director of Membership
Statewide Volunteer Manager
Membership Recruitment Coordinator
Membership Engagement Coordinator

jderose@gshawaii.org
kgajo@gshawaii.org
ekim@gshawaii.org
omayer@gshawaii.org

808.675.5515
808.675.5513
808.675.8400



Mission

Building girls of courage,
confidence,
and character who make the world
a better place



History and Pillars



History

1912 - Girl Scouts is founded
by Juliet Gordon Lowe

1917- GSH is founded, with
Queen Lili'oukalani as their
sponsor.

Troop 1 and 2 are still active at
Kamehameha Schools and
Iolani School.



The Four Pillars

Life Skills

Entrepreneurship

STEM

Outdoors

(Community Service)



Girl Scout Levels

Daisy (grades K-1)

Brownie (grades 2-3)

Junior (grades 4-5)

Cadette (grades 6-8)

Senior (grades 9-10)

Ambassador (grades 11-12)

Girl Scout Levels and Your Role as a Troop Leader

Progression in Girl Scouting



Daisies

- 1 Ask girls about their interests and pick activities around those ideas
- 2 Provide girls with this or that choices like, do we want to play a game or sing a song? When you have multiple activities, ask what they want to do first
- 3 Assign Kapers or jobs in your troop meetings



Brownies

- 1 Girls vote between a short list of badges or activities
- 2 Girls choose which game they want to play or which movie they want to watch
- 3 Learn about troop finances by looking up activity costs from a set list, Girls decide which activities to do based on their troop funds



Juniors

- 1 Girls look through different activities offered and pick what they want to do
- 2 Ask each girl to facilitate a game or activity for the group
- 3 Let girls plan meals and shopping lists for a trip



Cadettes

- 1 Girls plan meetings using resources like Girl's Guide to Girl Scouting and Safety Activity Checkpoints
- 2 Girls set a troop budget and determine how much of their troop funds are spent on each activity
- 3 Girls research, book, plan activities for a trip



Seniors

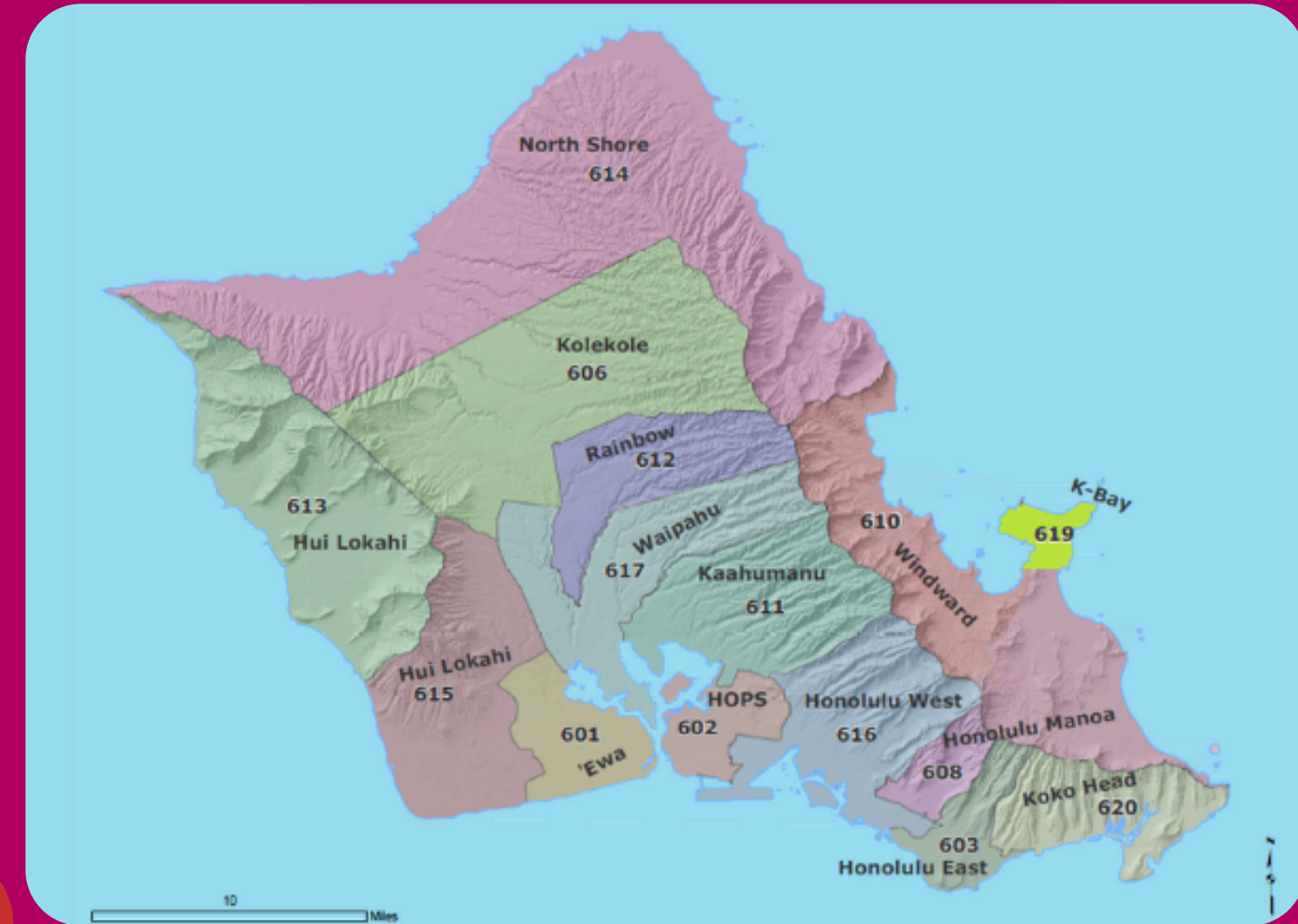
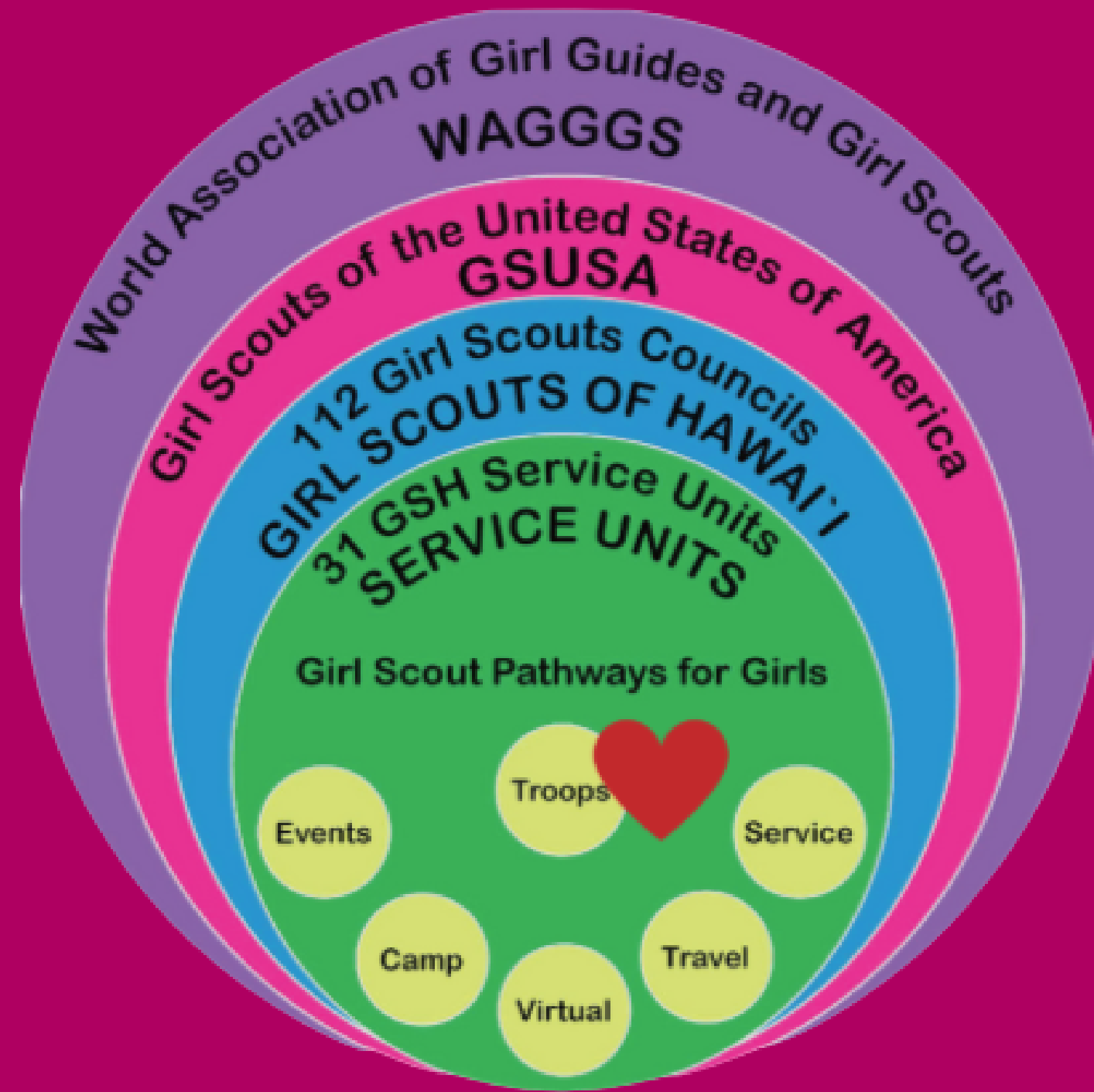
- 1 Girls should fully plan meetings and activities, researching and making reservations
- 2 Girls should work together to make a troop budget and balance the troop expenses
- 3 Girls should work together to facilitate badges and activities as a group



Ambassadors

- 1 Girls should fully plan meetings and activities, researching and making reservations
- 2 Girls should work together to make a troop budget and balance the troop expenses
- 3 Girls should work together to facilitate badges and activities as a group

Organization Ecosystem



Volunteers!

The heart of our organization

Parents are partners!

Roles

- Troop Co/ Leader
- Troop Treasurer
- Troop Cookie Manager
- Troop First Aider
- Troop Volunteer & Helping Hands
- Service Unit Manager
- Service Unit Treasurer
- Service Unit Cookie Manager
- Service Unit Volunteer





Troop 101

Build → Manage → Support → Grow

[Back to Agenda Page](#)



Troop Management

1

Requirements

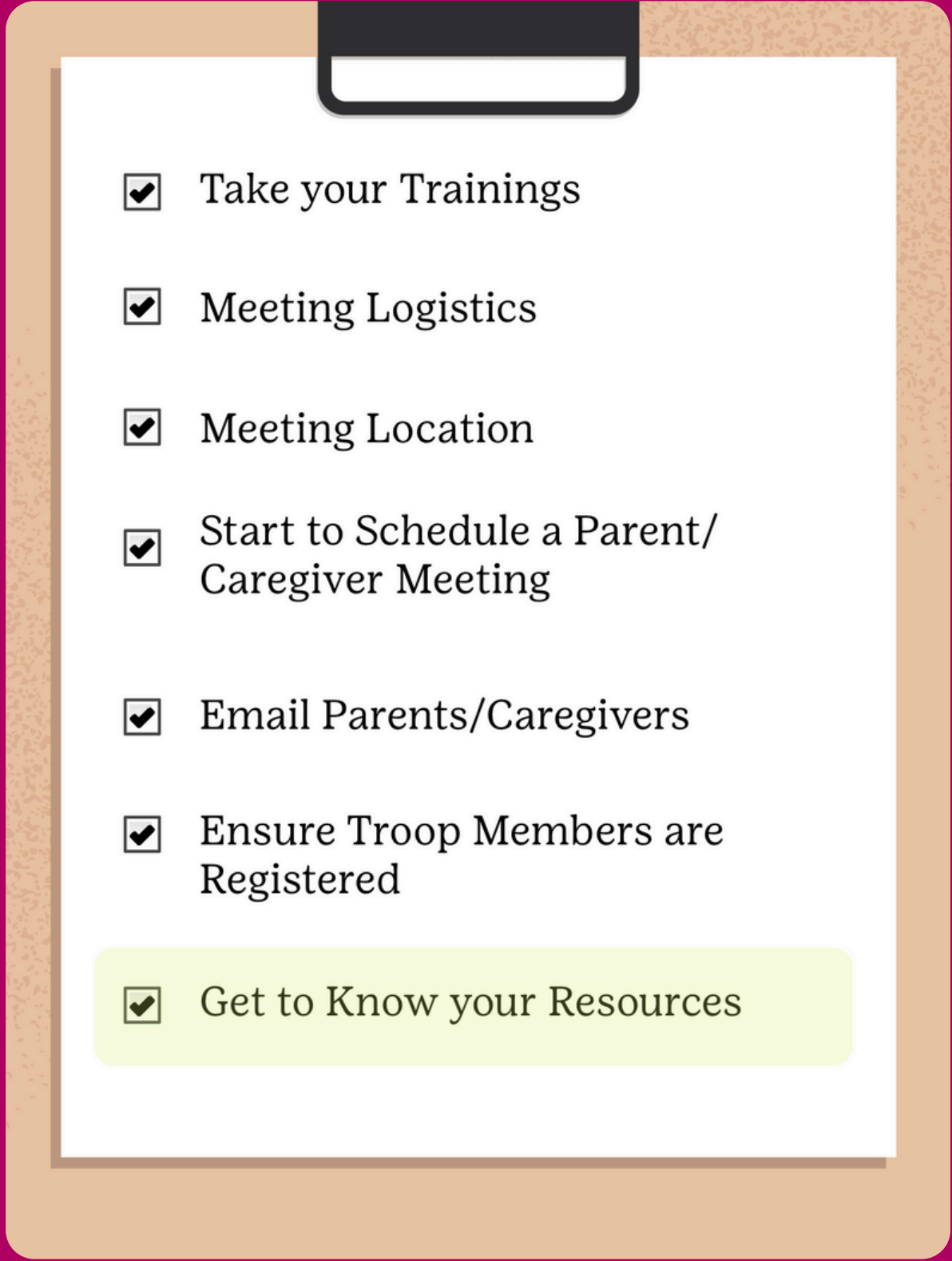
- 2 adult volunteers present at each troop meeting/event
- Background Checks
 - *Background checks invitations are sent by 3rd Party vendor, Sterling Volunteers, once a volunteer signs up for a troop role.*
- Safety Activity Checkpoints guidelines

2

Troop Meetings and Planning

1. Arrival Activity
2. Pledge
3. Troop Updates
4. Main Activity + Discussion
5. Snack/Clean up
6. Closing
7. Next meeting announcement

- **Troop Year Planning options available on VTK!*

- 
- ☒ Take your Trainings
 - ☒ Meeting Logistics
 - ☒ Meeting Location
 - ☒ Start to Schedule a Parent/Caregiver Meeting
 - ☒ Email Parents/Caregivers
 - ☒ Ensure Troop Members are Registered
 - ☒ Get to Know your Resources

Troop Management

3

GS Promise & Law

Shared at the beginning of each troop meeting!



Girl Scout Promise

On my honor, I will try:
To serve God* and my country,
To help people at all times,
And to live by the Girl Scout Law.

*Members may substitute for the word God
in accordance with their own spiritual beliefs.

Ma ko‘u ‘olelo ho‘ohiki

Au e kūlia ai
E mālama i Ke Akua a me ko‘u aupuni
E kōkua iā ha‘i i nā wā a pau
A e mālama i ke kanawai a ka
Pū‘ali kamali‘i wahine

Girl Scout Law

I will do my best to be
honest and fair,
friendly and helpful,
considerate and caring,
courageous and strong,
and responsible for what I say and do,
and to respect myself and others,
respect authority,
use resources wisely,
make the world a better place,
and be a sister to every Girl Scout.

E hana me ko‘u ikaika a pau

E hana pololei
I kōkua ma kahi i makemake ‘ia
E hana me ka ‘olu ‘olu
E ‘olu ‘olu a no‘ono‘o i ka pono
E lilo i kaikua‘ana i nā Girl Scouts a pau
E ho‘ohana pono i nā mea i loa‘a
E mālama a e ho‘opono i ka ‘āina a
ho‘opuni ana i ā‘u
E ho‘opono i ā‘u iho a me nā hoaloha ma
ka ‘olelo ana a me ka hana.

Trips & Travel



Travel and Camp

Trip Applications

[Trip Applications and Info](#)

[High Adventure Application](#)

Additional Travel
Information Forms

[Additional Insurance Request](#)

[COI Request Form](#)

Travel Guides

[Girl Safety and Travel Guide](#)

[High Adventure Guidelines](#)

[Safety Activity Checkpoints](#)

Our Camps

[Statewide Camp Reservations](#)



Local Examples

Working in a Lo'i patch

Cleaning up a beach

Partnering with local organization

Paddle boarding or paddle canoe



*more on Trips & Travel will be expanded upon in our later meetings in this training program

Uniforms



Daisy



Brownie



Junior



Cadette



Senior




Ambassador

Badges & Patches

BADGES

Girls earn badges as they discover new skills, explore their interests, and complete the appropriate badge requirements. Badges are placed on the FRONT of the uniform.



PATCHES

Patches are given to girls for attending events or participating in a non-Girl Scouts related program. Patches are placed on the BACK of the uniform.





myGS

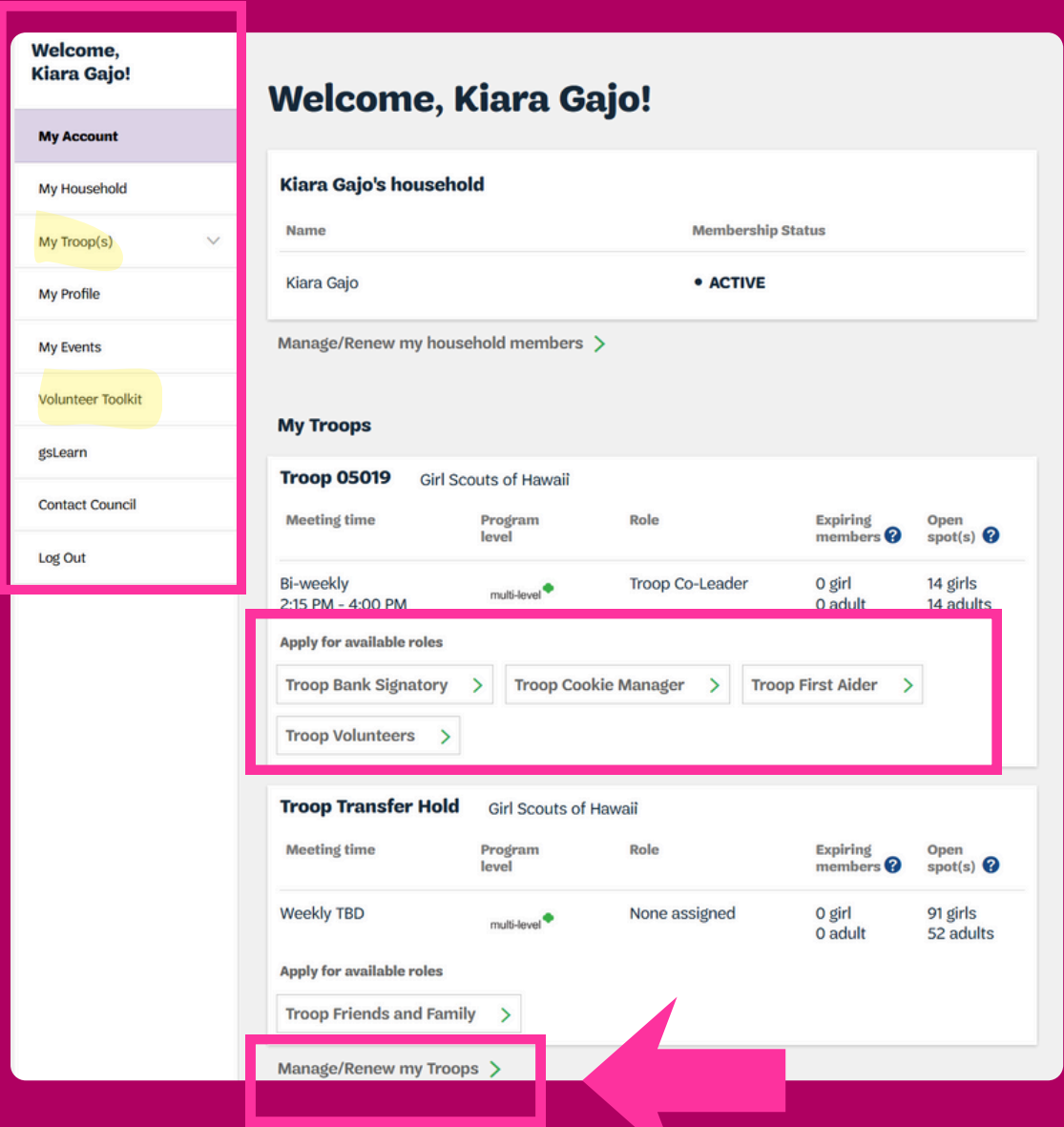
Homepage, Volunteer Toolkit, gsLearn,
Registration





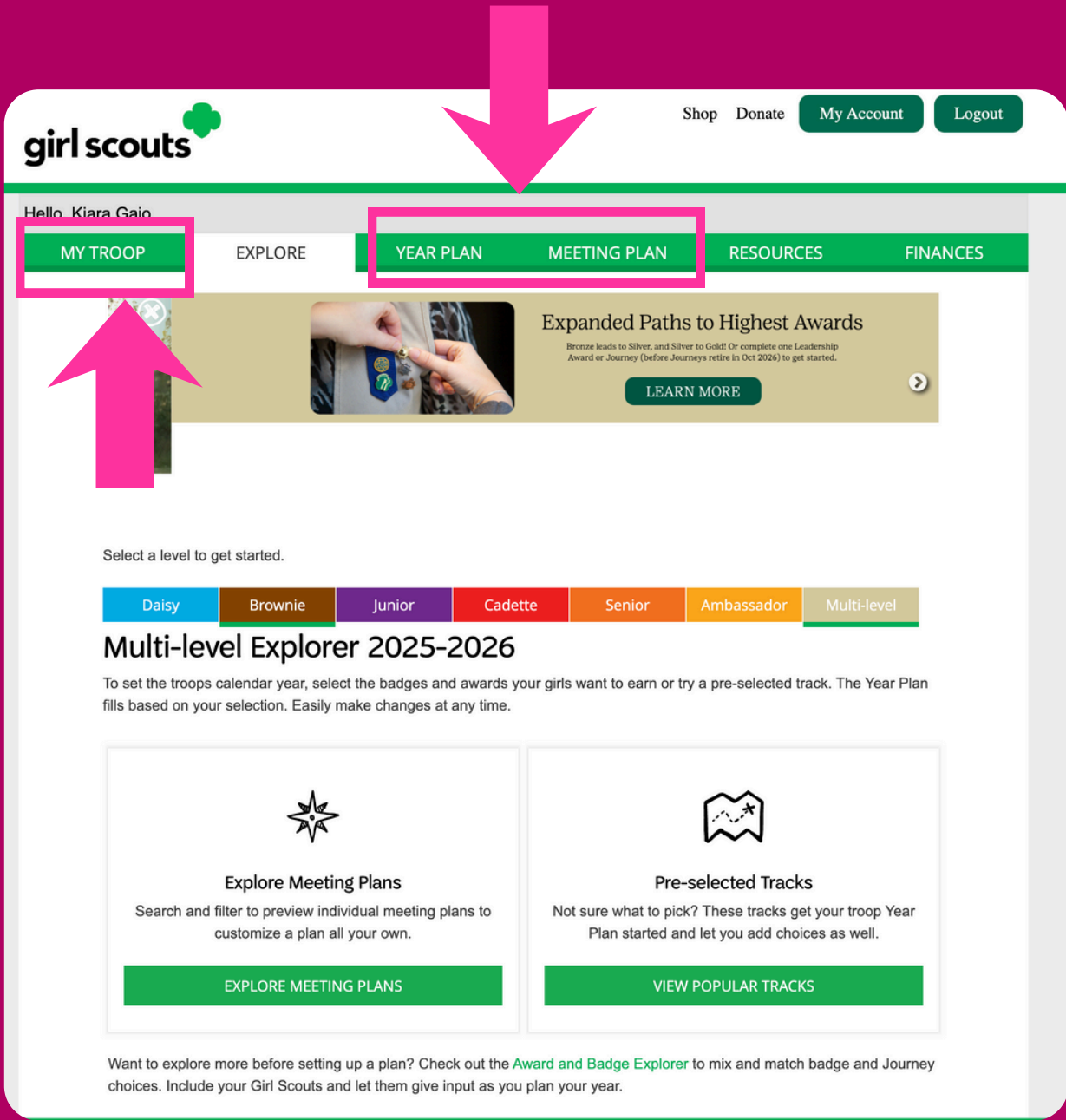
myGS

myGS is your dashboard for troop registration and rosters



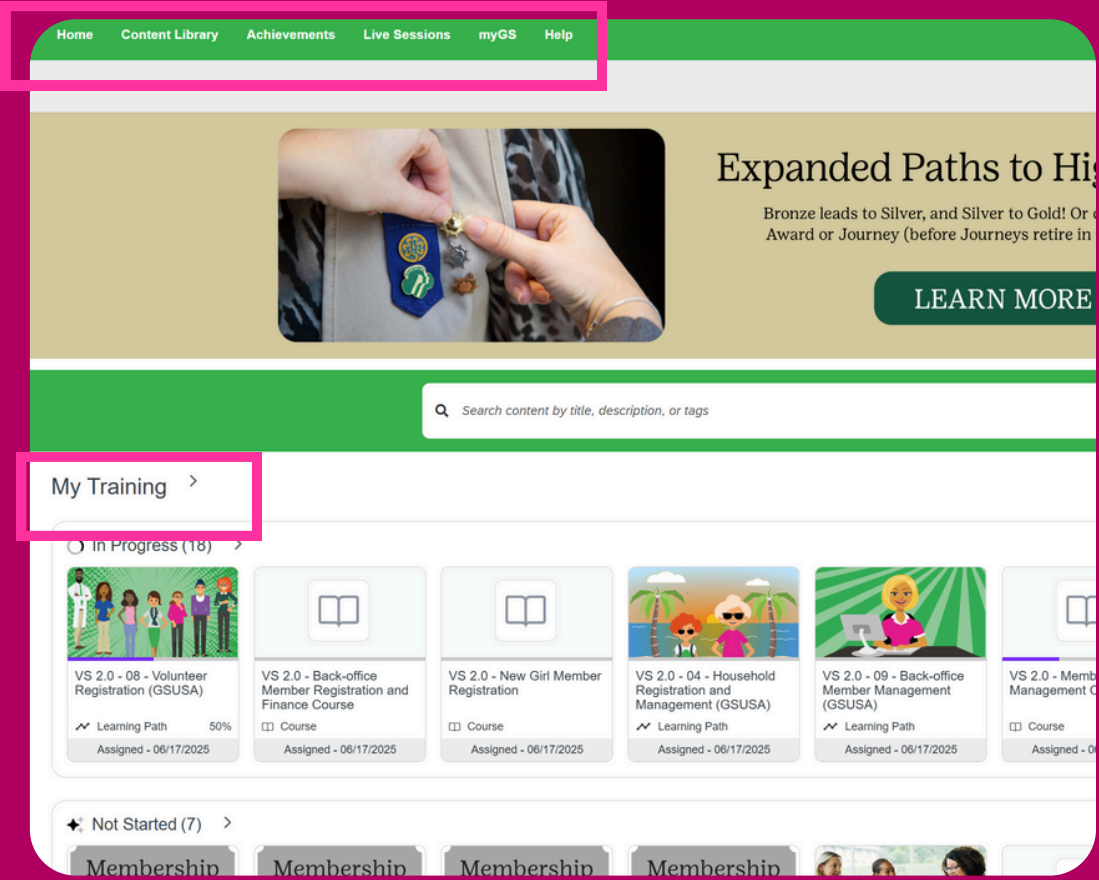
Volunteer Toolkit

The Volunteer Toolkit has ready-to-go meeting plans.



myGS – gsLearn

gsLearn gives you on-demand learning for everything from safety to leadership.





Key Takeaways

1. You're part of something bigger!
2. Resources, VTK + gsLearn + MyGS is here for you– you don't have to memorize everything.
3. Ask for help when you need it!
4. You have a supportive community– stay connected through communication channels.

Next Steps

- 1 Log into MyGS
- 2 Explore Volunteer Toolkit
- 3 Complete gsLearn assigned modules
- 4 Join communication channels
- 5 Register on Microsoft Forms for next training meeting



Next Meeting:
GSH Pillar 1 – Life Skills

Dates available:
10/19, 10/21, 10/22, 10/23
@ 6–7PM

Sign up HERE



Communications & Support!

"Stay connected!"



GroupMe:

[Join our Cohort 1: GSH Volunteer Chat](#)

Facebook:

[Council Page: Girl Scouts of Hawaii](#)

[Girl Scouts of Hawaii- Volunteers](#)

Instagram:

Council: @girlscoutshi

Mahalo!

How confident do you feel leading your troop after today?





Resource Page

Explore resource library, badge support, troop materials, ready-to-go guidelines and more!

Intro to GSH

[Forms and Documents](#) | [Girl Scouts of Hawaii](#)

[For Volunteers and Troop Leaders](#) | [Girl Scouts](#)

[Troop Finance Guide.pdf](#)

[Troop Year Planner](#) | [Girl Scouts](#)

[myGS: homepage](#)

[Safety Activity Checkpoints guidelines](#)

Background Checks

[Sterling Volunteers: Resources for Volunteers](#)

Badges & Patches

[Award and Badge Explorer](#) | [GSUSA](#)

[Badge Booklets and Handbooks](#) | [GSUSA](#)

[Hawaii Patches and Programs](#) | [Girl Scouts of Hawaii](#)

[Girl Scout Activity Zone](#) | [GSUSA](#)

[Find Events](#) | [Girl Scouts of Hawaii](#)

[New and Updated Programs](#) | [GSH](#)

Uniforms

[Girl Scout Shop](#) | [Girl Scout Uniforms and More!](#)

[Uniform Diagrams Handout](#) | [GSUSA](#)

[Girl Scout Shop](#) | [Girl Scout Uniforms, Program, Outdoor Gear and More!](#)

Girl Scouts of Hawai'i – Downtown Honolulu Office

1164 Bishop Street
Honolulu, HI 96813

Mon - Thu 9am - 4pm

Communications



GroupMe:

[Join our Cohort 1 GSH Volunteer Group chat!](#)

Facebook Page:

[Girl Scouts of Hawaii- Volunteers](#)

[GSH Law & Promise in 'olelo Hawaiian](#)